


Summary Institution-Level Pass Rate Data: Traditional Teacher Preparation Program Within IHE


		HEOA - Title II 2019 - 2020 Academic Year				
Institution Name		UNIVERSITY OF TENNESSEE - MARTIN				
Institution Code		1844				
State		Tennessee				
		<i>April 5, 2021</i>				
		Statewide				
Group	Number Taking Assessment¹	Number Passing Assessment²	Institutional Pass Rate	Number Taking Assessment¹	Number Passing Assessment²	Statewide Pass Rate
All program completers, 2019-20	95	87	92%	1900	1765	93%
All program completers, 2018-19	135	133	99%	2045	2011	98%
All program completers, 2017-18	131	131	100%	2135	2102	98%

Note: In cases where there are less than ten students taking the assessment or license/certificate, the number passing and pass rate are not reported.

¹ Number of completers taking one or more assessments within their area of specialization.

² Summary level "Number Taking Assessment" may differ from assessment level "Number Taking Assessment" because each student is counted once at the summary level but may be counted in multiple assessments at the assessment level.

Single Assessment Institution-Level Pass Rate Data: Traditional Teacher Preparation Program Within IHE


	HEOA - Title II 2019 - 2020 Academic Year
	Institution Name
	Institution Code
	State

UNIVERSITY OF TENNESSEE - MARTIN
1844
Tennessee

April 5, 2021

Assessment Information ¹	Group	Number Taking Assessment	Number Passing Assessment	Institutional Pass Rate	Institutional Average Scaled Score	Assessment Cut Score ²	Statewide			
							Number Taking Assessment	Number Passing Assessment	Statewide Pass Rate	Statewide Average Scaled Score
AGRICULTURE (5701) Test Company: ETS Score Range: 100-200	All enrolled students who have completed all nonclinical courses, 2019-20	1				147	1			
	Other enrolled students, 2019-20						4			
	All program completers, 2019-20	4				147	20	20	100%	166
	All program completers, 2018-19	3				147	18	18	100%	164
	All program completers, 2017-18	6				147	14	14	100%	166
ART CONTENT AND ANALYSIS (5135) Test Company: ETS Score Range: 100-200	All enrolled students who have completed all nonclinical courses, 2019-20	1				161	13	8	62%	163
	Other enrolled students, 2019-20	3				161	26	22	85%	168
	All program completers, 2019-20	4				161	30	29	97%	172
	All program completers, 2018-19	1				161	36	36	100%	170
	All program completers, 2017-18	2				161	33	33	100%	172
BIOLOGY CONTENT KNOWLEDGE (0235) Test Company: ETS Score Range: 100-200	All enrolled students who have completed all nonclinical courses, 2019-20	2				148	12	11	92%	161
	Other enrolled students, 2019-20	1				148	27	25	93%	165
	All program completers, 2019-20	2				148	41	40	98%	165
	All program completers, 2018-19						52	52	100%	167
	All program completers, 2017-18	1				148	54	54	100%	165
BUSINESS ED CONTENT KNOWLEDGE (5101) Test Company: ETS Score Range: 100-200	All enrolled students who have completed all nonclinical courses, 2019-20						5			
	Other enrolled students, 2019-20						5			
	All program completers, 2019-20	1				154	7			
	All program completers, 2018-19	2				154	15	15	100%	174
	All program completers, 2017-18	1				154	16	16	100%	170


Single Assessment Institution-Level Pass Rate Data: Traditional Teacher Preparation Program Within IHE

	HEOA - Title II 2019 - 2020 Academic Year
	Institution Name UNIVERSITY OF TENNESSEE - MARTIN
	Institution Code 1844
	State Tennessee

April 5, 2021

Assessment Information ¹	Group	Number Taking Assessment	Number Passing Assessment	Institutional Pass Rate	Institutional Average Scaled Score	Assessment Cut Score ²	Statewide			
							Number Taking Assessment	Number Passing Assessment	Statewide Pass Rate	Statewide Average Scaled Score
CHEMISTRY CONTENT KNOWLEDGE (0245) Test Company: ETS Score Range: 100-200	All enrolled students who have completed all nonclinical courses, 2019-20									
	Other enrolled students, 2019-20						10	7	70%	163
	All program completers, 2019-20	1				152	12	11	92%	162
	All program completers, 2018-19						17	17	100%	168
	All program completers, 2017-18						12	11	92%	169
CHINESE (MANDARIN) WORLD LANGUAGE (5665) Test Company: ETS Score Range: 100-200	All enrolled students who have completed all nonclinical courses, 2019-20									
	Other enrolled students, 2019-20						1			
	All program completers, 2019-20									
	All program completers, 2018-19									
	All program completers, 2017-18									
EARLY CHILDHOOD EDUCATION (5025) Test Company: ETS Score Range: 100-200	All enrolled students who have completed all nonclinical courses, 2019-20						17	17	100%	172
	Other enrolled students, 2019-20	7				156	107	103	96%	174
	All program completers, 2019-20	1				156	23	23	100%	174
	All program completers, 2018-19									
	All program completers, 2017-18									
EARTH AND SPACE SCIENCES - CK (5571) Test Company: ETS Score Range: 100-200	All enrolled students who have completed all nonclinical courses, 2019-20									
	Other enrolled students, 2019-20						3			
	All program completers, 2019-20									
	All program completers, 2018-19						3			
	All program completers, 2017-18						2			

Single Assessment Institution-Level Pass Rate Data: Traditional Teacher Preparation Program Within IHE


	HEOA - Title II 2019 - 2020 Academic Year
	Institution Name
	Institution Code
	State

UNIVERSITY OF TENNESSEE - MARTIN
1844
Tennessee

April 5, 2021

Assessment Information ¹	Group	Number Taking Assessment	Number Passing Assessment	Institutional Pass Rate	Institutional Average Scaled Score	Assessment Cut Score ²	Statewide			
							Number Taking Assessment	Number Passing Assessment	Statewide Pass Rate	Statewide Average Scaled Score
ECONOMICS (5911) Test Company: ETS Score Range: 100-200	All enrolled students who have completed all nonclinical courses, 2019-20									
	Other enrolled students, 2019-20									
	All program completers, 2019-20						1			
	All program completers, 2018-19						1			
	All program completers, 2017-18						1			
ED OF DEAF AND HARD OF HEARING (5272) Test Company: ETS Score Range: 100-200	All enrolled students who have completed all nonclinical courses, 2019-20									
	Other enrolled students, 2019-20						4			
	All program completers, 2019-20						10	9	90%	168
	All program completers, 2018-19						8			
	All program completers, 2017-18						1			
EDUCATION OF YOUNG CHILDREN (DISCONTINUED) (5021) Test Company: ETS Score Range: 100-200	All enrolled students who have completed all nonclinical courses, 2019-20									
	Other enrolled students, 2019-20									
	All program completers, 2019-20									
	All program completers, 2018-19									
	All program completers, 2017-18						1			
EDUCATION OF YOUNG CHILDREN (5024) Test Company: ETS Score Range: 100-200	All enrolled students who have completed all nonclinical courses, 2019-20	1				160	33	27	82%	167
	Other enrolled students, 2019-20	9				160	60	52	87%	170
	All program completers, 2019-20	5				160	207	204	99%	172
	All program completers, 2018-19	12	12	100%	171	160	168	165	98%	172
	All program completers, 2017-18	6				160	233	232	100%	172


Single Assessment Institution-Level Pass Rate Data: Traditional Teacher Preparation Program Within IHE

	HEOA - Title II 2019 - 2020 Academic Year
	Institution Name UNIVERSITY OF TENNESSEE - MARTIN
	Institution Code 1844
	State Tennessee

April 5, 2021

Assessment Information ¹	Group	Number Taking Assessment	Number Passing Assessment	Institutional Pass Rate	Institutional Average Scaled Score	Assessment Cut Score ²	Statewide			
							Number Taking Assessment	Number Passing Assessment	Statewide Pass Rate	Statewide Average Scaled Score
ELEM ED CONTENT KNOWLEDGE (DISCONTINUED) (5014) Test Company: ETS Score Range: 100-200	All enrolled students who have completed all nonclinical courses, 2019-20									
	Other enrolled students, 2019-20									
	All program completers, 2019-20									
	All program completers, 2018-19									
	All program completers, 2017-18						3			
ELEM ED CONTENT KNOWLEDGE (5018) Test Company: ETS Score Range: 100-200	All enrolled students who have completed all nonclinical courses, 2019-20	2				163	77	68	88%	170
	Other enrolled students, 2019-20	10	7	70%	168	163	98	68	69%	167
	All program completers, 2019-20	38	37	97%	171	163	758	743	98%	173
	All program completers, 2018-19	79	79	100%	172	163	1079	1070	99%	174
	All program completers, 2017-18	49	49	100%	172	163	1138	1123	99%	174
ELEM ED CURR INSTRUC ASSESSMENT (5017) Test Company: ETS Score Range: 100-200	All enrolled students who have completed all nonclinical courses, 2019-20	1				153	19	18	95%	171
	Other enrolled students, 2019-20	4				153	15	12	80%	164
	All program completers, 2019-20	15	15	100%	170	153	209	205	98%	171
	All program completers, 2018-19	66	66	100%	169	153	897	897	100%	172
	All program completers, 2017-18	44	44	100%	170	153	897	895	100%	172
ELEM ED MULTI SUBJ MATHEMATICS (5003) Test Company: ETS Score Range: 100-200	All enrolled students who have completed all nonclinical courses, 2019-20	8				157	153	129	84%	171
	Other enrolled students, 2019-20	24	22	92%	174	157	409	362	89%	174
	All program completers, 2019-20	8				157	234	223	95%	175
	All program completers, 2018-19						16	15	94%	177
	All program completers, 2017-18									


Single Assessment Institution-Level Pass Rate Data: *Traditional Teacher Preparation Program Within IHE*

	HEOA - Title II 2019 - 2020 Academic Year	
	Institution Name	UNIVERSITY OF TENNESSEE - MARTIN
	Institution Code	1844
	State	Tennessee

April 5, 2021

Assessment Information ¹	Group	Number Taking Assessment	Number Passing Assessment	Institutional Pass Rate	Institutional Average Scaled Score	Assessment Cut Score ²	Statewide			
							Number Taking Assessment	Number Passing Assessment	Statewide Pass Rate	Statewide Average Scaled Score
ELEM ED MULTI SUBJ READING LANG ARTS (5002) Test Company: ETS Score Range: 100-200	All enrolled students who have completed all nonclinical courses, 2019-20	8				157	153	138	90%	169
	Other enrolled students, 2019-20	26	24	92%	170	157	412	382	93%	170
	All program completers, 2019-20	8				157	234	229	98%	173
	All program completers, 2018-19						16	16	100%	175
	All program completers, 2017-18									
ELEM ED MULTI SUBJ SCIENCES (5005) Test Company: ETS Score Range: 100-200	All enrolled students who have completed all nonclinical courses, 2019-20	9				159	151	116	77%	167
	Other enrolled students, 2019-20	23	18	78%	169	159	403	353	88%	170
	All program completers, 2019-20	8				159	233	209	90%	170
	All program completers, 2018-19						16	14	88%	171
	All program completers, 2017-18									
ELEM ED MULTI SUBJ SOCIAL STUDIES (5004) Test Company: ETS Score Range: 100-200	All enrolled students who have completed all nonclinical courses, 2019-20	8				155	151	109	72%	161
	Other enrolled students, 2019-20	23	15	65%	162	155	403	327	81%	165
	All program completers, 2019-20	8				155	234	212	91%	166
	All program completers, 2018-19						15	13	87%	170
	All program completers, 2017-18									
ENGLISH LANGUAGE ARTS: CK (5038) Test Company: ETS Score Range: 100-200	All enrolled students who have completed all nonclinical courses, 2019-20	2				167	23	23	100%	180
	Other enrolled students, 2019-20	7				167	75	66	88%	179
	All program completers, 2019-20	7				167	130	128	98%	180
	All program completers, 2018-19	11	11	100%	178	167	137	137	100%	181
	All program completers, 2017-18	7				167	124	124	100%	183

Single Assessment Institution-Level Pass Rate Data: Traditional Teacher Preparation Program Within IHE


	HEOA - Title II 2019 - 2020 Academic Year
	Institution Name
	Institution Code
	State

UNIVERSITY OF TENNESSEE - MARTIN
1844
Tennessee

April 5, 2021

Assessment Information ¹	Group	Number Taking Assessment	Number Passing Assessment	Institutional Pass Rate	Institutional Average Scaled Score	Assessment Cut Score ²	Statewide				
							Number Taking Assessment	Number Passing Assessment	Statewide Pass Rate	Statewide Average Scaled Score	
ENGLISH TO SPEAKERS OF OTHER LANGUAGES (DISC) (5361) Test Company: ETS Score Range: 100-200	All enrolled students who have completed all nonclinical courses, 2019-20										
	Other enrolled students, 2019-20										
	All program completers, 2019-20										
	All program completers, 2018-19							1			
	All program completers, 2017-18							24	24	100%	162
ENGLISH TO SPEAKERS OF OTHER LANGUAGES (5362) Test Company: ETS Score Range: 100-200	All enrolled students who have completed all nonclinical courses, 2019-20						10	9	90%	172	
	Other enrolled students, 2019-20						33	32	97%	174	
	All program completers, 2019-20						53	53	100%	177	
	All program completers, 2018-19						83	83	100%	176	
	All program completers, 2017-18						70	70	100%	176	
FAMILY AND CONSUMER SCIENCES (5122) Test Company: ETS Score Range: 100-200	All enrolled students who have completed all nonclinical courses, 2019-20										
	Other enrolled students, 2019-20						1				
	All program completers, 2019-20						6				
	All program completers, 2018-19						1				
	All program completers, 2017-18	4				153	9				
FRENCH WORLD LANGUAGE (5174) Test Company: ETS Score Range: 100-200	All enrolled students who have completed all nonclinical courses, 2019-20										
	Other enrolled students, 2019-20						3				
	All program completers, 2019-20										
	All program completers, 2018-19	1				160	2				
	All program completers, 2017-18						2				

Single Assessment Institution-Level Pass Rate Data: Traditional Teacher Preparation Program Within IHE


	HEOA - Title II 2019 - 2020 Academic Year
	Institution Name
	Institution Code
	State

UNIVERSITY OF TENNESSEE - MARTIN
1844
Tennessee

April 5, 2021

Assessment Information ¹	Group	Number Taking Assessment	Number Passing Assessment	Institutional Pass Rate	Institutional Average Scaled Score	Assessment Cut Score ²	Statewide			
							Number Taking Assessment	Number Passing Assessment	Statewide Pass Rate	Statewide Average Scaled Score
GEOGRAPHY (5921) Test Company: ETS Score Range: 100-200	All enrolled students who have completed all nonclinical courses, 2019-20									
	Other enrolled students, 2019-20									
	All program completers, 2019-20						5			
	All program completers, 2018-19						2			
	All program completers, 2017-18						6			
GERMAN WORLD LANGUAGE (5183) Test Company: ETS Score Range: 100-200	All enrolled students who have completed all nonclinical courses, 2019-20						1			
	Other enrolled students, 2019-20									
	All program completers, 2019-20									
	All program completers, 2018-19									
	All program completers, 2017-18									
GIFTED EDUCATION (5358) Test Company: ETS Score Range: 100-200	All enrolled students who have completed all nonclinical courses, 2019-20									
	Other enrolled students, 2019-20									
	All program completers, 2019-20									
	All program completers, 2018-19									
	All program completers, 2017-18						1			
GOVERNMENT POLITICAL SCIENCE (5931) Test Company: ETS Score Range: 100-200	All enrolled students who have completed all nonclinical courses, 2019-20									
	Other enrolled students, 2019-20						1			
	All program completers, 2019-20						7			
	All program completers, 2018-19	1				149	14	14	100%	172
	All program completers, 2017-18	2				149	12	12	100%	171

Single Assessment Institution-Level Pass Rate Data: Traditional Teacher Preparation Program Within IHE


	HEOA - Title II 2019 - 2020 Academic Year
	Institution Name
	Institution Code
	State

UNIVERSITY OF TENNESSEE - MARTIN
1844
Tennessee

April 5, 2021

Assessment Information ¹	Group	Number Taking Assessment	Number Passing Assessment	Institutional Pass Rate	Institutional Average Scaled Score	Assessment Cut Score ²	Statewide			
							Number Taking Assessment	Number Passing Assessment	Statewide Pass Rate	Statewide Average Scaled Score
HEALTH EDUCATION (5551) Test Company: ETS Score Range: 100-200	All enrolled students who have completed all nonclinical courses, 2019-20	2				144	7			
	Other enrolled students, 2019-20	2				144	5			
	All program completers, 2019-20	4				144	15	15	100%	168
	All program completers, 2018-19	4				144	22	22	100%	161
	All program completers, 2017-18	10	10	100%	163	144	36	36	100%	164
LATIN (5601) Test Company: ETS Score Range: 100-200	All enrolled students who have completed all nonclinical courses, 2019-20									
	Other enrolled students, 2019-20									
	All program completers, 2019-20									
	All program completers, 2018-19						2			
	All program completers, 2017-18						1			
LIBRARY MEDIA SPECIALIST (5311) Test Company: ETS Score Range: 100-200	All enrolled students who have completed all nonclinical courses, 2019-20									
	Other enrolled students, 2019-20						2			
	All program completers, 2019-20						5			
	All program completers, 2018-19						3			
	All program completers, 2017-18						6			
MARKETING EDUCATION (5561) Test Company: ETS Score Range: 100-200	All enrolled students who have completed all nonclinical courses, 2019-20									
	Other enrolled students, 2019-20						1			
	All program completers, 2019-20									
	All program completers, 2018-19									
	All program completers, 2017-18									


Single Assessment Institution-Level Pass Rate Data: Traditional Teacher Preparation Program Within IHE

	HEOA - Title II 2019 - 2020 Academic Year
	Institution Name UNIVERSITY OF TENNESSEE - MARTIN
	Institution Code 1844
	State Tennessee

April 5, 2021

Assessment Information ¹	Group	Number Taking Assessment	Number Passing Assessment	Institutional Pass Rate	Institutional Average Scaled Score	Assessment Cut Score ²	Statewide			
							Number Taking Assessment	Number Passing Assessment	Statewide Pass Rate	Statewide Average Scaled Score
MATHEMATICS CONTENT KNOWLEDGE (5161) Test Company: ETS Score Range: 100-200	All enrolled students who have completed all nonclinical courses, 2019-20	2				160	9			
	Other enrolled students, 2019-20	3				160	46	23	50%	157
	All program completers, 2019-20	2				160	45	37	82%	167
	All program completers, 2018-19	2				160	52	52	100%	170
	All program completers, 2017-18	4				160	63	62	98%	170
MIDDLE SCHOOL CONTENT KNOWLEDGE (5146) Test Company: ETS Score Range: 100-200	All enrolled students who have completed all nonclinical courses, 2019-20									
	Other enrolled students, 2019-20						2			
	All program completers, 2019-20									
	All program completers, 2018-19						2			
	All program completers, 2017-18	14	14	100%	165	150	53	50	94%	163
MIDDLE SCHOOL ENG LANG ARTS (5047) Test Company: ETS Score Range: 100-200	All enrolled students who have completed all nonclinical courses, 2019-20						2			
	Other enrolled students, 2019-20						8			
	All program completers, 2019-20	1				164	4			
	All program completers, 2018-19	1				164	5			
	All program completers, 2017-18						4			
MIDDLE SCHOOL MATHEMATICS (5169) Test Company: ETS Score Range: 100-200	All enrolled students who have completed all nonclinical courses, 2019-20	3				165	12	8	67%	167
	Other enrolled students, 2019-20	1				165	23	18	78%	169
	All program completers, 2019-20						25	25	100%	175
	All program completers, 2018-19	4				165	32	32	100%	175
	All program completers, 2017-18						12	12	100%	173

Single Assessment Institution-Level Pass Rate Data: Traditional Teacher Preparation Program Within IHE


	HEOA - Title II 2019 - 2020 Academic Year
	Institution Name
	Institution Code
	State

UNIVERSITY OF TENNESSEE - MARTIN
1844
Tennessee

April 5, 2021

Assessment Information ¹	Group	Number Taking Assessment	Number Passing Assessment	Institutional Pass Rate	Institutional Average Scaled Score	Assessment Cut Score ²	Statewide			
							Number Taking Assessment	Number Passing Assessment	Statewide Pass Rate	Statewide Average Scaled Score
MIDDLE SCHOOL SCIENCE (5440) Test Company: ETS Score Range: 100-200	All enrolled students who have completed all nonclinical courses, 2019-20						1			
	Other enrolled students, 2019-20						4			
	All program completers, 2019-20						10	10	100%	167
	All program completers, 2018-19						9			
	All program completers, 2017-18						8			
MIDDLE SCHOOL SOCIAL STUDIES (5089) Test Company: ETS Score Range: 100-200	All enrolled students who have completed all nonclinical courses, 2019-20									
	Other enrolled students, 2019-20						3			
	All program completers, 2019-20						7			
	All program completers, 2018-19	3				146	7			
	All program completers, 2017-18						4			
MUSIC CONTENT & INSTRUCTION (5114) Test Company: ETS Score Range: 100-200	All enrolled students who have completed all nonclinical courses, 2019-20	2				162	26	18	69%	164
	Other enrolled students, 2019-20	5				162	51	35	69%	166
	All program completers, 2019-20	9				162	97	92	95%	170
	All program completers, 2018-19	9				162	119	117	98%	171
	All program completers, 2017-18	10	10	100%	169	162	100	100	100%	170
PHYSICAL ED CONTENT AND DESIGN (5095) Test Company: ETS Score Range: 100-200	All enrolled students who have completed all nonclinical courses, 2019-20	2				169	31	21	68%	170
	Other enrolled students, 2019-20	2				169	31	13	42%	164
	All program completers, 2019-20	4				169	66	61	92%	174
	All program completers, 2018-19	4				169	83	80	96%	174
	All program completers, 2017-18	10	10	100%	172	169	80	76	95%	172


Single Assessment Institution-Level Pass Rate Data: Traditional Teacher Preparation Program Within IHE

	HEOA - Title II 2019 - 2020 Academic Year
	Institution Name UNIVERSITY OF TENNESSEE - MARTIN
	Institution Code 1844
	State Tennessee

April 5, 2021

Assessment Information ¹	Group	Number Taking Assessment	Number Passing Assessment	Institutional Pass Rate	Institutional Average Scaled Score	Assessment Cut Score ²	Statewide			
							Number Taking Assessment	Number Passing Assessment	Statewide Pass Rate	Statewide Average Scaled Score
PHYSICS CONTENT KNOWLEDGE (5265) Test Company: ETS Score Range: 100-200	All enrolled students who have completed all nonclinical courses, 2019-20						1			
	Other enrolled students, 2019-20									
	All program completers, 2019-20									
	All program completers, 2018-19						7			
	All program completers, 2017-18						3			
PRINC LEARNING AND TEACHING 5-9 (5623) Test Company: ETS Score Range: 100-200	All enrolled students who have completed all nonclinical courses, 2019-20						1			
	Other enrolled students, 2019-20	1				160	3			
	All program completers, 2019-20						8			
	All program completers, 2018-19	9				160	31	31	100%	174
	All program completers, 2017-18	13	13	100%	173	160	63	62	98%	174
PRINC LEARNING AND TEACHING 7-12 (5624) Test Company: ETS Score Range: 100-200	All enrolled students who have completed all nonclinical courses, 2019-20	5				157	11	9	82%	171
	Other enrolled students, 2019-20	2				157	20	17	85%	169
	All program completers, 2019-20	2				157	58	58	100%	175
	All program completers, 2018-19	36	36	100%	173	157	219	218	100%	176
	All program completers, 2017-18	51	51	100%	173	157	413	411	100%	177
PRINC LEARNING AND TEACHING EARLY CHILD (5621) Test Company: ETS Score Range: 100-200	All enrolled students who have completed all nonclinical courses, 2019-20						5			
	Other enrolled students, 2019-20	1				157	7			
	All program completers, 2019-20	2				157	16	15	94%	166
	All program completers, 2018-19	13	13	100%	172	157	52	51	98%	170
	All program completers, 2017-18	11	11	100%	168	157	181	181	100%	171

Single Assessment Institution-Level Pass Rate Data: Traditional Teacher Preparation Program Within IHE


	HEOA - Title II 2019 - 2020 Academic Year
	Institution Name
	Institution Code
	State

UNIVERSITY OF TENNESSEE - MARTIN
1844
Tennessee

April 5, 2021

Assessment Information ¹	Group	Number Taking Assessment	Number Passing Assessment	Institutional Pass Rate	Institutional Average Scaled Score	Assessment Cut Score ²	Statewide			
							Number Taking Assessment	Number Passing Assessment	Statewide Pass Rate	Statewide Average Scaled Score
PRINC LEARNING AND TEACHING K-6 (5622) Test Company: ETS Score Range: 100-200	All enrolled students who have completed all nonclinical courses, 2019-20	1				160	25	17	68%	168
	Other enrolled students, 2019-20	6				160	39	29	74%	167
	All program completers, 2019-20	9				160	121	120	99%	175
	All program completers, 2018-19	59	58	98%	174	160	362	359	99%	177
	All program completers, 2017-18	56	56	100%	175	160	606	605	100%	176
PSYCHOLOGY (5391) Test Company: ETS Score Range: 100-200	All enrolled students who have completed all nonclinical courses, 2019-20						1			
	Other enrolled students, 2019-20									
	All program completers, 2019-20						1			
	All program completers, 2018-19						5			
	All program completers, 2017-18						1			
SE CK AND MILD TO MODERATE APPL (5543) Test Company: ETS Score Range: 100-200	All enrolled students who have completed all nonclinical courses, 2019-20						29	26	90%	171
	Other enrolled students, 2019-20						68	51	75%	167
	All program completers, 2019-20	4				158	110	109	99%	174
	All program completers, 2018-19	4				158	143	143	100%	175
	All program completers, 2017-18	7				158	141	141	100%	173
SE CK AND SEVERE TO PROF APPL (5545) Test Company: ETS Score Range: 100-200	All enrolled students who have completed all nonclinical courses, 2019-20						12	12	100%	177
	Other enrolled students, 2019-20						36	36	100%	178
	All program completers, 2019-20						73	73	100%	179
	All program completers, 2018-19						77	77	100%	178
	All program completers, 2017-18						92	92	100%	178


Single Assessment Institution-Level Pass Rate Data: Traditional Teacher Preparation Program Within IHE

	HEOA - Title II 2019 - 2020 Academic Year
	Institution Name UNIVERSITY OF TENNESSEE - MARTIN
	Institution Code 1844
	State Tennessee

April 5, 2021

Assessment Information ¹	Group	Number Taking Assessment	Number Passing Assessment	Institutional Pass Rate	Institutional Average Scaled Score	Assessment Cut Score ²	Statewide			
							Number Taking Assessment	Number Passing Assessment	Statewide Pass Rate	Statewide Average Scaled Score
SE CORE KNOWLEDGE & APPLICATIONS (5354) Test Company: ETS Score Range: 100-200	All enrolled students who have completed all nonclinical courses, 2019-20						10	10	100%	169
	Other enrolled students, 2019-20						25	24	96%	168
	All program completers, 2019-20						67	67	100%	175
	All program completers, 2018-19	1				151	52	52	100%	176
	All program completers, 2017-18						94	94	100%	174
SE TEACHING STU WVVISUAL IMPAIRMENT (5282) Test Company: ETS Score Range: 100-200	All enrolled students who have completed all nonclinical courses, 2019-20									
	Other enrolled students, 2019-20									
	All program completers, 2019-20									
	All program completers, 2018-19						2			
	All program completers, 2017-18						1			
SE: PRESCHOOL EARLY CHILDHOOD (5691) Test Company: ETS Score Range: 100-200	All enrolled students who have completed all nonclinical courses, 2019-20						11	11	100%	170
	Other enrolled students, 2019-20						33	28	85%	167
	All program completers, 2019-20						62	62	100%	173
	All program completers, 2018-19	1				159	44	44	100%	174
	All program completers, 2017-18						96	96	100%	173
SPANISH WORLD LANGUAGE (5195) Test Company: ETS Score Range: 100-200	All enrolled students who have completed all nonclinical courses, 2019-20						1			
	Other enrolled students, 2019-20						13	6	46%	158
	All program completers, 2019-20						6			
	All program completers, 2018-19	3				163	11	9	82%	172
	All program completers, 2017-18						14	13	93%	174

Single Assessment Institution-Level Pass Rate Data: Traditional Teacher Preparation Program Within IHE


	HEOA - Title II 2019 - 2020 Academic Year
	Institution Name
	Institution Code
	State

UNIVERSITY OF TENNESSEE - MARTIN
1844
Tennessee

April 5, 2021

Assessment Information ¹	Group	Number Taking Assessment	Number Passing Assessment	Institutional Pass Rate	Institutional Average Scaled Score	Assessment Cut Score ²	Statewide			
							Number Taking Assessment	Number Passing Assessment	Statewide Pass Rate	Statewide Average Scaled Score
TEACHING READING: ELEM EDUCATION (5203) Test Company: ETS Score Range: 100-200	All enrolled students who have completed all nonclinical courses, 2019-20	13	11	85%	170	162	227	215	95%	174
	Other enrolled students, 2019-20	62	48	77%	169	162	471	412	87%	173
	All program completers, 2019-20	54	54	100%	171	162	1180	1167	99%	176
	All program completers, 2018-19	92	92	100%	172	162	1290	1285	100%	176
	All program completers, 2017-18	71	71	100%	172	162	1351	1343	99%	177
TEACHING READING: ELEMENTARY (5205) Test Company: ETS Score Range: 100-200	All enrolled students who have completed all nonclinical courses, 2019-20						15	11	73%	162
	Other enrolled students, 2019-20	1				159	37	31	84%	167
	All program completers, 2019-20						4			
	All program completers, 2018-19									
	All program completers, 2017-18									
TECHNOLOGY EDUCATION (5051) Test Company: ETS Score Range: 100-200	All enrolled students who have completed all nonclinical courses, 2019-20									
	Other enrolled students, 2019-20									
	All program completers, 2019-20						1			
	All program completers, 2018-19									
	All program completers, 2017-18									
THEATRE (5641) Test Company: ETS Score Range: 100-200	All enrolled students who have completed all nonclinical courses, 2019-20						1			
	Other enrolled students, 2019-20						10	8	80%	171
	All program completers, 2019-20						9			
	All program completers, 2018-19						6			
	All program completers, 2017-18						10	10	100%	171

Single Assessment Institution-Level Pass Rate Data: Traditional Teacher Preparation Program Within IHE


	HEOA - Title II 2019 - 2020 Academic Year
	Institution Name
	Institution Code
	State

UNIVERSITY OF TENNESSEE - MARTIN
1844
Tennessee

April 5, 2021

Assessment Information ¹	Group	Number Taking Assessment	Number Passing Assessment	Institutional Pass Rate	Institutional Average Scaled Score	Assessment Cut Score ²	Statewide			
							Number Taking Assessment	Number Passing Assessment	Statewide Pass Rate	Statewide Average Scaled Score
WORLD AND U.S. HISTORY CK (5941) Test Company: ETS Score Range: 100-200	All enrolled students who have completed all nonclinical courses, 2019-20	2				157	26	14	54%	156
	Other enrolled students, 2019-20						78	52	67%	160
	All program completers, 2019-20	7				157	115	109	95%	168
	All program completers, 2018-19	5				157	127	124	98%	166
	All program completers, 2017-18	10	10	100%	161	157	151	146	97%	165
EDTPA: AGRICULTURAL EDUCATION (TPA0100) Test Company: E.S. Pearson* Score Range: 15-75	All enrolled students who have completed all nonclinical courses, 2019-20									
	Other enrolled students, 2019-20									
	All program completers, 2019-20	3				40	19	16	84%	46
	All program completers, 2018-19						14	14	100%	53
	All program completers, 2017-18						3			
EDTPA: FAMILY AND CONSUMER SCIENCES (TPA0117) Test Company: E.S. Pearson* Score Range: 15-75	All enrolled students who have completed all nonclinical courses, 2019-20									
	Other enrolled students, 2019-20									
	All program completers, 2019-20						4			
	All program completers, 2018-19									
	All program completers, 2017-18						3			
EDTPA: BUSINESS EDUCATION (TPA0102) Test Company: E.S. Pearson* Score Range: 15-75	All enrolled students who have completed all nonclinical courses, 2019-20									
	Other enrolled students, 2019-20									
	All program completers, 2019-20	1				40	6			
	All program completers, 2018-19						6			
	All program completers, 2017-18						3			

Single Assessment Institution-Level Pass Rate Data: Traditional Teacher Preparation Program Within IHE


	HEOA - Title II 2019 - 2020 Academic Year
	Institution Name
	Institution Code
	State

UNIVERSITY OF TENNESSEE - MARTIN
1844
Tennessee

April 5, 2021

Assessment Information ¹	Group	Number Taking Assessment	Number Passing Assessment	Institutional Pass Rate	Institutional Average Scaled Score	Assessment Cut Score ²	Statewide			
							Number Taking Assessment	Number Passing Assessment	Statewide Pass Rate	Statewide Average Scaled Score
EDTPA: CLASSICAL LANGUAGES (TPA0104) Test Company: E.S. Pearson* Score Range: 13-65	All enrolled students who have completed all nonclinical courses, 2019-20									
	Other enrolled students, 2019-20									
	All program completers, 2019-20									
	All program completers, 2018-19						1			
	All program completers, 2017-18						1			
EDTPA: EARLY CHILDHOOD (TPA0014) Test Company: E.S. Pearson* Score Range: 15-75	All enrolled students who have completed all nonclinical courses, 2019-20						3			
	Other enrolled students, 2019-20	1				40	3			
	All program completers, 2019-20	4				40	131	130	99%	45
	All program completers, 2018-19	1				37	102	100	98%	45
	All program completers, 2017-18						55	55	100%	46
EDTPA: ELEM ED LITERACY WITH MATHEMATICS TASK 4 (TPA0110) Test Company: E.S. Pearson* Score Range: 18-90	All enrolled students who have completed all nonclinical courses, 2019-20						2			
	Other enrolled students, 2019-20						1			
	All program completers, 2019-20						72	72	100%	56
	All program completers, 2018-19	5				44	88	88	100%	55
	All program completers, 2017-18						42	42	100%	59
EDTPA: ELEM ED MATHEMATICS WITH LITERACY TASK 4 (TPA0149) Test Company: E.S. Pearson* Score Range: 18-90	All enrolled students who have completed all nonclinical courses, 2019-20									
	Other enrolled students, 2019-20									
	All program completers, 2019-20						3			
	All program completers, 2018-19									
	All program completers, 2017-18									

Single Assessment Institution-Level Pass Rate Data: Traditional Teacher Preparation Program Within IHE


	HEOA - Title II 2019 - 2020 Academic Year
	Institution Name
	Institution Code
	State

UNIVERSITY OF TENNESSEE - MARTIN
1844
Tennessee

April 5, 2021

Assessment Information ¹	Group	Number Taking Assessment	Number Passing Assessment	Institutional Pass Rate	Institutional Average Scaled Score	Assessment Cut Score ²	Statewide			
							Number Taking Assessment	Number Passing Assessment	Statewide Pass Rate	Statewide Average Scaled Score
EDTPA: ELEMENTARY LITERACY (TPA0001) Test Company: E.S. Pearson* Score Range: 15-75	All enrolled students who have completed all nonclinical courses, 2019-20						3			
	Other enrolled students, 2019-20						4			
	All program completers, 2019-20	27	25	93%	45	40	383	375	98%	47
	All program completers, 2018-19						243	243	100%	48
	All program completers, 2017-18						188	187	99%	48
EDTPA: ELEMENTARY MATHEMATICS (TPA0002) Test Company: E.S. Pearson* Score Range: 15-75	All enrolled students who have completed all nonclinical courses, 2019-20						10	10	100%	49
	Other enrolled students, 2019-20	1				40	3			
	All program completers, 2019-20	1				40	242	236	98%	48
	All program completers, 2018-19						255	255	100%	48
	All program completers, 2017-18						176	176	100%	48
EDTPA: ENGLISH AS AN ADDITIONAL LANGUAGE (TPA0115) Test Company: E.S. Pearson* Score Range: 15-75	All enrolled students who have completed all nonclinical courses, 2019-20									
	Other enrolled students, 2019-20						2			
	All program completers, 2019-20						15	15	100%	52
	All program completers, 2018-19						20	20	100%	53
	All program completers, 2017-18						9			
EDTPA: HEALTH EDUCATION (TPA0119) Test Company: E.S. Pearson* Score Range: 15-75	All enrolled students who have completed all nonclinical courses, 2019-20									
	Other enrolled students, 2019-20						1			
	All program completers, 2019-20						1			
	All program completers, 2018-19									
	All program completers, 2017-18						2			

Single Assessment Institution-Level Pass Rate Data: Traditional Teacher Preparation Program Within IHE


	HEOA - Title II 2019 - 2020 Academic Year
	Institution Name
	Institution Code
	State

UNIVERSITY OF TENNESSEE - MARTIN
1844
Tennessee

April 5, 2021

Assessment Information ¹	Group	Number Taking Assessment	Number Passing Assessment	Institutional Pass Rate	Institutional Average Scaled Score	Assessment Cut Score ²	Statewide			
							Number Taking Assessment	Number Passing Assessment	Statewide Pass Rate	Statewide Average Scaled Score
EDTPA: K-12 PERFORMING ARTS (TPA0021) Test Company: E.S. Pearson* Score Range: 15-75	All enrolled students who have completed all nonclinical courses, 2019-20						1			
	Other enrolled students, 2019-20						1			
	All program completers, 2019-20	9				40	101	93	92%	47
	All program completers, 2018-19	3				37	78	77	99%	47
	All program completers, 2017-18						41	41	100%	48
EDTPA: K-12 PHYSICAL EDUCATION (TPA0011) Test Company: E.S. Pearson* Score Range: 15-75	All enrolled students who have completed all nonclinical courses, 2019-20						1			
	Other enrolled students, 2019-20									
	All program completers, 2019-20	4				40	59	47	80%	43
	All program completers, 2018-19	1				37	48	47	98%	43
	All program completers, 2017-18						21	21	100%	45
EDTPA: LIBRARY SPECIALIST (TPA0127) Test Company: E.S. Pearson* Score Range: 15-75	All enrolled students who have completed all nonclinical courses, 2019-20									
	Other enrolled students, 2019-20						1			
	All program completers, 2019-20						5			
	All program completers, 2018-19						1			
	All program completers, 2017-18						1			
EDTPA: MIDDLE CHILDHOOD ENGLISH LANGUAGE ARTS (TPA0018) Test Company: E.S. Pearson* Score Range: 15-75	All enrolled students who have completed all nonclinical courses, 2019-20									
	Other enrolled students, 2019-20									
	All program completers, 2019-20	1				40	2			
	All program completers, 2018-19									
	All program completers, 2017-18									

Single Assessment Institution-Level Pass Rate Data: *Traditional Teacher Preparation Program Within IHE*


	HEOA - Title II 2019 - 2020 Academic Year
	Institution Name
	Institution Code
	State

UNIVERSITY OF TENNESSEE - MARTIN
1844
Tennessee


April 5, 2021

Assessment Information ¹	Group	Number Taking Assessment	Number Passing Assessment	Institutional Pass Rate	Institutional Average Scaled Score	Assessment Cut Score ²	Statewide				
							Number Taking Assessment	Number Passing Assessment	Statewide Pass Rate	Statewide Average Scaled Score	
EDTPA: MIDDLE CHILDHOOD HISTORY-SOCIAL STUDIES (TPA0019) Test Company: E.S. Pearson* Score Range: 15-75	All enrolled students who have completed all nonclinical courses, 2019-20										
	Other enrolled students, 2019-20										
	All program completers, 2019-20						7				
	All program completers, 2018-19	1				37	2				
	All program completers, 2017-18										
EDTPA: MIDDLE CHILDHOOD MATHEMATICS (TPA0016) Test Company: E.S. Pearson* Score Range: 15-75	All enrolled students who have completed all nonclinical courses, 2019-20										
	Other enrolled students, 2019-20						1				
	All program completers, 2019-20						24	24	100%	47	
	All program completers, 2018-19	1				37	18	18	100%	48	
	All program completers, 2017-18						7				
EDTPA: MIDDLE CHILDHOOD SCIENCE (TPA0017) Test Company: E.S. Pearson* Score Range: 15-75	All enrolled students who have completed all nonclinical courses, 2019-20										
	Other enrolled students, 2019-20										
	All program completers, 2019-20						5				
	All program completers, 2018-19						6				
	All program completers, 2017-18										
EDTPA: SECONDARY ENGLISH LANGUAGE ARTS (TPA0003) Test Company: E.S. Pearson* Score Range: 15-75	All enrolled students who have completed all nonclinical courses, 2019-20										
	Other enrolled students, 2019-20						1				
	All program completers, 2019-20	6				40	117	116	99%	48	
	All program completers, 2018-19	2				37	84	84	100%	50	
	All program completers, 2017-18						41	41	100%	51	

Single Assessment Institution-Level Pass Rate Data: *Traditional Teacher Preparation Program Within IHE*

		HEOA - Title II 2019 - 2020 Academic Year								
Institution Name		UNIVERSITY OF TENNESSEE - MARTIN								
Institution Code		1844								
State		Tennessee								
							<i>April 5, 2021</i>			
Assessment Information¹	Group	Number Taking Assessment	Number Passing Assessment	Institutional Pass Rate	Institutional Average Scaled Score	Assessment Cut Score²	Statewide			
							Number Taking Assessment	Number Passing Assessment	Statewide Pass Rate	Statewide Average Scaled Score
EDTPA: SECONDARY HISTORY-SOCIAL STUDIES (TPA0004) <i>Test Company: E.S. Pearson*</i> <i>Score Range: 15-75</i>	All enrolled students who have completed all nonclinical courses, 2019-20						2			
	Other enrolled students, 2019-20						7			
	All program completers, 2019-20	7				40	111	111	100%	47
	All program completers, 2018-19	1				37	82	82	100%	47
	All program completers, 2017-18						54	54	100%	47
EDTPA: SECONDARY MATHEMATICS (TPA0005) <i>Test Company: E.S. Pearson*</i> <i>Score Range: 15-75</i>	All enrolled students who have completed all nonclinical courses, 2019-20						1			
	Other enrolled students, 2019-20	1				40	1			
	All program completers, 2019-20	1				40	46	36	78%	42
	All program completers, 2018-19						40	40	100%	45
	All program completers, 2017-18						17	17	100%	45
EDTPA: SECONDARY SCIENCE (TPA0006) <i>Test Company: E.S. Pearson*</i> <i>Score Range: 15-75</i>	All enrolled students who have completed all nonclinical courses, 2019-20						1			
	Other enrolled students, 2019-20						1			
	All program completers, 2019-20	2				40	44	38	86%	45
	All program completers, 2018-19						58	58	100%	46
	All program completers, 2017-18						26	25	96%	45
EDTPA: SPECIAL EDUCATION (TPA0012) <i>Test Company: E.S. Pearson*</i> <i>Score Range: 15-75</i>	All enrolled students who have completed all nonclinical courses, 2019-20						1			
	Other enrolled students, 2019-20						2			
	All program completers, 2019-20	4				40	132	127	96%	47
	All program completers, 2018-19						141	138	98%	47
	All program completers, 2017-18						95	92	97%	47

Single Assessment Institution-Level Pass Rate Data: Traditional Teacher Preparation Program Within IHE

	HEOA - Title II 2019 - 2020 Academic Year
	Institution Name
	Institution Code
	State

UNIVERSITY OF TENNESSEE - MARTIN
1844
Tennessee

April 5, 2021

Assessment Information ¹	Group	Number Taking Assessment	Number Passing Assessment	Institutional Pass Rate	Institutional Average Scaled Score	Assessment Cut Score ²	Statewide			
							Number Taking Assessment	Number Passing Assessment	Statewide Pass Rate	Statewide Average Scaled Score
EDTPA: VISUAL ARTS (TPA0015) Test Company: E.S. Pearson* Score Range: 15-75	All enrolled students who have completed all nonclinical courses, 2019-20									
	Other enrolled students, 2019-20									
	All program completers, 2019-20	4				40	31	31	100%	53
	All program completers, 2018-19	1				37	23	23	100%	52
	All program completers, 2017-18						12	12	100%	50
EDTPA: WORLD LANGUAGES (TPA0020) Test Company: E.S. Pearson* Score Range: 13-65	All enrolled students who have completed all nonclinical courses, 2019-20									
	Other enrolled students, 2019-20						1			
	All program completers, 2019-20						5			
	All program completers, 2018-19						4			
	All program completers, 2017-18						8			
MATHEMATICS (MIDDLE GRADES AND EARLY SECONDARY) (ESP0105) Test Company: E.S. Pearson* Score Range: 100-300	All enrolled students who have completed all nonclinical courses, 2019-20									
	Other enrolled students, 2019-20						4			
	All program completers, 2019-20						4			
	All program completers, 2018-19									
	All program completers, 2017-18									
MATHEMATICS (ESP0304) Test Company: E.S. Pearson* Score Range: 100-300	All enrolled students who have completed all nonclinical courses, 2019-20						8			
	Other enrolled students, 2019-20						8			
	All program completers, 2019-20						11	11	100%	238
	All program completers, 2018-19						2			
	All program completers, 2017-18									

Note: In cases where there are less than ten students taking the assessment or license/certificate, the number passing and pass rate are not reported.

¹Tests with multiple delivery options (computer, paper, etc.) will be noted with the assessment code for one format only.

²Cut scores may vary for groups depending upon when the cut scores are established by the state and when each group completed their teacher certification or licensure assessment.

*Questions regarding tests listed by this testing company must be addressed to your state Title II Coordinator.